

NOTICE OF A REGULAR MEETING OF THE SYCAMORE FIREFIGHTERS' PENSION FUND BOARD OF TRUSTEES

The Sycamore Firefighters' Pension Fund Board of Trustees will conduct a regular meeting on **Wednesday, December 3, 2025 at 7:30 a.m.** in Fire Station #1 located at 535 Dekalb Avenue, Sycamore, Illinois 60178, for the purposes set forth in the following agenda:

AGENDA

- 1) Call to Order
- 2) Roll Call
- 3) Public Comment
- 4) Approval of Meeting Minutes
 - a.) September 3, 2025 Regular Meeting
- 5) Treasurer's Report
 - a.) Presentation and Approval of Bills
- 6) Investment Report
 - a.) FPIF – Marquette Associates
 - i. Statement of Results
- 7) Communications and Reports
 - a.) Affidavits of Continued Eligibility
- 8) Trustee Training Updates
 - a.) Approval of Trustee Training Registration Fees and Reimbursable Expenses
- 9) Applications for Membership/Withdrawals from Fund
- 10) Applications for Retirement/Disability Benefits
 - a.) Discussion/Possible Action – Line of Duty Claim – Brad Belanger
- 11) Old Business
 - a.) Review/Approve – Actuarial Valuation and Tax Levy Request
 - b.) Review/Adopt – Municipal Compliance Report
- 12) New Business
 - a.) Discussion/Possible Action – Lauterbach & Amen Engagement Letter
 - b.) BMO Bank Signature Card and Resolution Update
 - c.) Establish 2026 Board Meeting Dates
- 13) Attorney's Report – Radja & Collins PC
 - a.) Legal Updates
- 14) Closed Session, if needed
- 15) Adjournment

MINUTES OF A REGULAR MEETING OF THE SYCAMORE FIREFIGHTERS' PENSION FUND BOARD OF TRUSTEES SEPTEMBER 3, 2025

A regular meeting of the Sycamore Firefighters' Pension Fund Board of Trustees was held on Wednesday, September 3, 2025 at 7:30 a.m. in Fire Station #1 located at 535 Dekalb Avenue, Sycamore, Illinois 60178, pursuant to notice.

CALL TO ORDER: Trustee Walker called the meeting to order at 7:33 a.m.

ROLL CALL:

PRESENT: Trustees Eric Walker, John Pink, Bart Gilmore and Brandon Diviak

ABSENT: Trustee Kurt Mathey

ALSO PRESENT: Amy Weslow, Lauterbach and Amen (L&A); Attorney Tom Radja, Radja & Collins PC

PUBLIC COMMENT: There was no public comment.

APPROVAL OF MEETING MINUTES: *June 4, 2025 Regular Meeting:* The Board reviewed the June 4, 2025 regular meeting minutes. A motion was made by Trustee Pink and seconded by Trustee Gilmore to approve the June 4, 2025 regular meeting minutes as written. Motion carried unanimously by voice vote.

Semi-Annual Review of Closed Session Meeting Minutes: There were no closed session meeting minutes for review.

TREASURER'S REPORT: The Board reviewed the current cash allocation with the Board. As of August 2025, the total cash and investment balance was \$23,179,384.45.

Presentation and Approval of Bills: The Board reviewed the Check Approval Summary provided by Mr. Dominguez. A motion was made by Trustee Pink and seconded by Trustee Diviak to ratify payment of the invoices as listed on the Check Approval Summary in the amount of \$3,375. Motion carried unanimously by voice vote.

INVESTMENT REPORT: *FPIF – Marquette Associates:* The Board reviewed the Marquette Associates report for the period ending June 30, 2025. As of June 30, 2025 the one-month net return was 3.4% and the year-to-date net return was 8.7% for an ending market value of \$10,278,127,994. The current asset allocation was as follows: Total Equity at 63.8%, Fixed Income at 26.4%, Total Alternatives at 7.9% and Cash at 1.9%.

Statement of Results: The Board reviewed the FPIF Statement of Results for the period ending July 31, 2025. As of July 31, 2025, the beginning value was \$22,312,129.44, the ending value was \$22,451,407.04 and the net return on total assets was 0.62%.

COMMUNICATIONS AND REPORTS: *Affidavits of Continued Eligibility:* The Board noted that one Affidavit of Continued Eligibility remains outstanding at this time. A third request was sent via certified mail on August 15, 2025 with a due date of September 5, 2025. Further discussion will be held at the next regular meeting.

Active Member File Maintenance: The Board noted that L&A will prepare Active Member File Maintenance letters for distribution to all active members requesting any additional pension file documents.

TRUSTEE TRAINING UPDATES: The Board discussed upcoming training opportunities and were reminded to submit any certificates of completion to L&A for recordkeeping.

Approval of Trustee Training Registration Fees and Reimbursable Expenses: There were no trustee training registration fees or reimbursable expenses presented for approval.

APPLICATIONS FOR MEMBERSHIP/WITHDRAWALS FROM FUND: *Application for Membership – Austin Reidl:* The Board reviewed the Application for Membership submitted by Austin Reidl. A motion was made by Trustee Pink and seconded by Trustee Gilmore to accept Austin Reidl into the Sycamore Firefighters' Pension Fund effective December 16, 2024, as a Tier II participant. Motion carried unanimously by voice vote.

APPLICATIONS FOR RETIREMENT/DISABILITY BENEFITS: *Discussion/Possible Action – Line of Duty Claim – Brad Belanger:* Attorney Radja updated the Board on the line of duty claim for Brad Belanger and noted that the records review from the three physicians are in process. Further discussion will be held at the next regular meeting.

OLD BUSINESS: *Appointed Member Term Expiration – Brandon Diviak:* The Board noted that Trustee Diviak's appointed term expired April 30, 2025, and he will be reappointed by the Mayor of the City of Sycamore.

IDOI Annual Statement: The Board noted that the finalized report was filed prior to the June 30, 2025 deadline.

NEW BUSINESS: *Review/Approve – Actuarial Valuation and Tax Levy Request:* The Board noted that the Actuarial Valuation is in process. Further discussion will be held at the next regular meeting.

Review/Adopt – Municipal Compliance Report: The Board noted that the Municipal Compliance Report is still in process. Further action will be taken at the next regular meeting.

Board Officer Elections – President and Secretary: The Board discussed Board Officer Elections and nominated the slate of Officers as follows: Trustee Walker as President and Trustee Pink as Secretary. A motion was made by Trustee Gilmore and seconded by Trustee Diviak to elect the slate of Officers as stated. Motion carried unanimously by voice vote.

FOIA Officer and OMA Designee: The Board discussed maintaining the City Clerk Mary Kalk as the FOIA Officer and Eric Walker as the OMA Designee. A motion was made by Trustee Walker and seconded by Trustee Gilmore to maintain the FOIA Officer and OMA Designee as stated. Motion carried unanimously by voice vote.

ATTORNEY'S REPORT – RADJA & COLLINS PC: *Legal Updates:* Attorney Radja discussed recent court cases and decisions, as well as general pension matters with the Board.

CLOSED SESSION, IF NEEDED: There was no need for closed session.

ADJOURNMENT: A motion was made by Trustee Pink and seconded by Trustee Gilmore to adjourn the meeting at 7:49 a.m. Motion carried unanimously by voice vote.

The next regular meeting is scheduled for December 3, 2025 at 7:30 a.m.

Board President or Secretary Name

Minutes approved by the Board of Trustees on _____.

Minutes prepared by Amy Weslow, Professional Services Administrator, Lauterbach & Amen

CITY OF SYCAMORE
FIRE PENSION FUND
TREASURER'S REPORT
NOV 2025

	11/25	08/25	Δ in Quarters	% earned/loss	12/24	Δ in Quarters	% earned/loss
INVESTMENTS HELD IN TRUST							
IFPIF - Regular	23,821,687.35	22,451,407.04	1,370,280.31	6.10%	20,540,565.12	3,281,122.23	15.97%
	23,821,687.35 as of 07/25	22,451,407.04	1,370,280.31		20,540,565.12	3,281,122.23	
FUNDS HELD IN BANK - LOCALLY							
Old National Bank - Checking (#0132)	430,999.76 as of 11/25	477,187.84	(46,188.08)	(9.68%)	756,597.40	(325,597.64)	(43.03%)
Old National Bank - Savings (#0280)	250,822.37 as of 07/25	250,789.57	32.80	0.01%	250,739.84	82.53	0.03%
	681,822.13	727,977.41	(46,155.28)		1,007,337.24	(325,515.11)	
					-		
TOTAL, ALL SOURCES	24,503,509.48	23,179,384.45	1,324,125.03		21,547,902.36	2,955,607.12	13.72%
FUND EXHAUSTION RATE							
Current cash & investment balance	24,503,509.48	23,179,384.45	1,324,125.03		21,547,902.36	(20,223,777.33)	
Average payment per month	(139,349.43) based on 11/25 requirement	(135,020.16)	(4,329.27)		(123,861.45)	(15,487.98)	
	Fund Exhaustion Rate examines how many months/years of payments are available to pay for using the current total investment totals, assuming no further contributions, investment income, or property/PPRT tax						
Number of monthly payments	175.84 allocations.	171.67	4.17		173.97	1.87	
Number of years payments available	14.65	14.31	0.35		14.50	0.16	
			5.71%	Gains earned		13.72%	Gains earned
			441,375.01	Average Monthly		246,300.59	Average Monthly

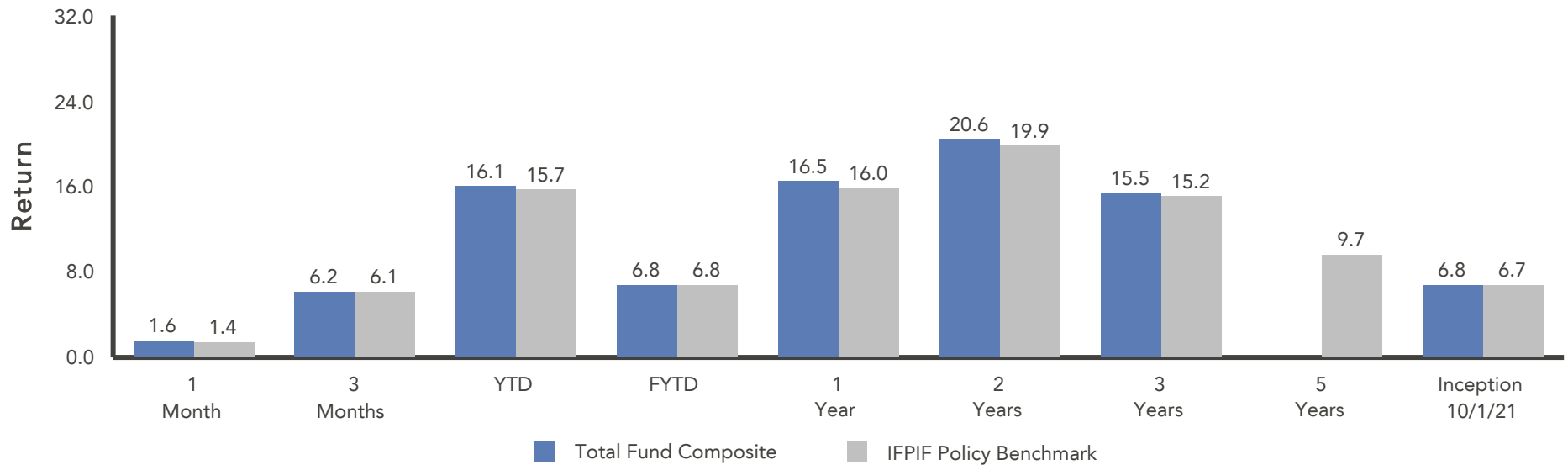
SYCAMORE FIRE PENSION BOARD
CHECK APPROVAL SUMMARY
Q4 - 2025

PAYEE	CHECK#	DATE	REASON FOR PAYMENT	AMOUNT
Examworks Inc.	30133	9/5/2025	IME #280-3441276 Belanger,B IME #280-3441018 Belanger,B #1855 Belanger	6,100.00
Radja Collins	30134	9/11/2025	#1856 General	1,662.50
Lauterbach & Amen, LLP	30135	9/15/2025	PSA and Benefits Administration	1,125.00
Examworks Inc.	30138	10/2/2025	IME #280-3461819 Belanger,B	7,750.00
Lauterbach & Amen, LLP	30139	10/14/2025	PSA and Benefits Administration	1,125.00
			Walker,E Pink,J	
AFFI	30143	11/3/2025	Mathey,K	600.00
			Walker,E Pink,J	
AFFI	30144	11/3/2025	Mathey,K	600.00
TOTAL CHECKS TO APPROVE				18,962.50

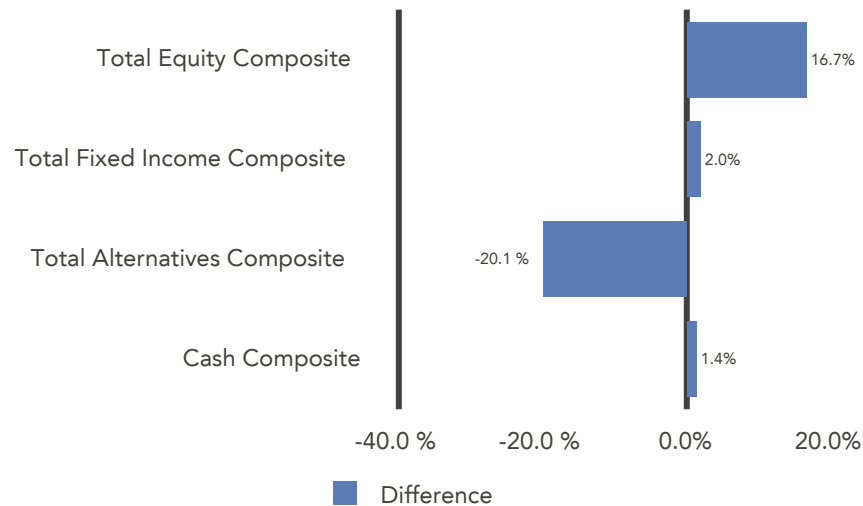
Illinois Firefighters' Pension Investment Fund

Monthly Summary
October 31, 2025

Preliminary, subject to change



Total Fund Composite vs. Target Allocation



	Current Balance	Portfolio	Policy
Total Fund Composite	10,981,202,636	100.0	100.0
Total Fund Composite excl. Member Funds	10,981,184,689	100.0	100.0
Total Equity Composite	6,226,032,077	56.7	40.0
Total Fixed Income Composite	3,567,318,268	32.5	30.5
Total Alternatives Composite	1,030,297,912	9.4	29.5
Cash Composite	157,528,320	1.4	0.0

Policy targets are based on FPIF's Long-Term Asset Allocation. Actual weightings may differ from policy target weightings as FPIF progresses towards full funding of alternative assets.

Illinois Firefighters' Pension Investment Fund

Portfolio Allocation
Month Ending October 31, 2025

	Asset Class	Market Value (\$)	Portfolio (%)	Policy (%)
Total Fund Composite		10,981,202,636	100.0	100.0
Total Fund Composite excl. Member Funds		10,981,184,689	100.0	100.0
Total Equity Composite		6,226,032,077	56.7	40.0
U.S. Equity Composite		3,917,969,789	35.7	25.0
Rhumblin Russell 200	Large-Cap Core	3,004,599,463	27.4	19.0
Rhumblin Russell Midcap	Mid-Cap Core	765,568,874	7.0	5.0
Rhumblin S&P 600	Small-Cap Core	147,801,452	1.3	1.0
Non-U.S. Equity Composite		2,308,062,288	21.0	15.0
International Developed Equity Composite		1,680,047,225	15.3	11.0
SSGA World ex US	Non-U.S. Large-Cap Core	1,526,125,057	13.9	10.0
SSGA World ex US Small	Non-U.S. Small-Cap Core	153,922,168	1.4	1.0
Emerging Markets Equity Composite		628,015,063	5.7	4.0
SSGA MSCI EM ex China	Emerging Markets	468,152,876	4.3	3.0
SSGA MSCI EM Small ex China	Emerging Markets	159,730,907	1.5	1.0
Transition Account	EM Small-Cap	131,280	0.0	0.0
Total Fixed Income Composite		3,567,318,268	32.5	30.5
Rate Sensitive Composite		3,243,647,186	29.5	27.5
Short-Term Treasury Composite		430,587,203	3.9	0.0
SSGA Short Treasury	Short-Term Govt. Fixed Income	430,587,203	3.9	0.0
Core Fixed Income Composite		2,813,059,983	25.6	27.5
Garcia Hamilton & Associates	Core Fixed Income	1,408,807,190	12.8	13.8
Brown Brothers Harriman & Co	Core Plus Fixed Income	1,404,252,793	12.8	13.8
Credit Fixed Income Composite		323,671,082	2.9	3.0
Emerging Markets Debt Composite		323,671,082	2.9	3.0
Macquarie Investment Management	EM Fixed Income	160,796,765	1.5	1.5
William Blair Investment Management	EM Fixed Income	162,874,317	1.5	1.5

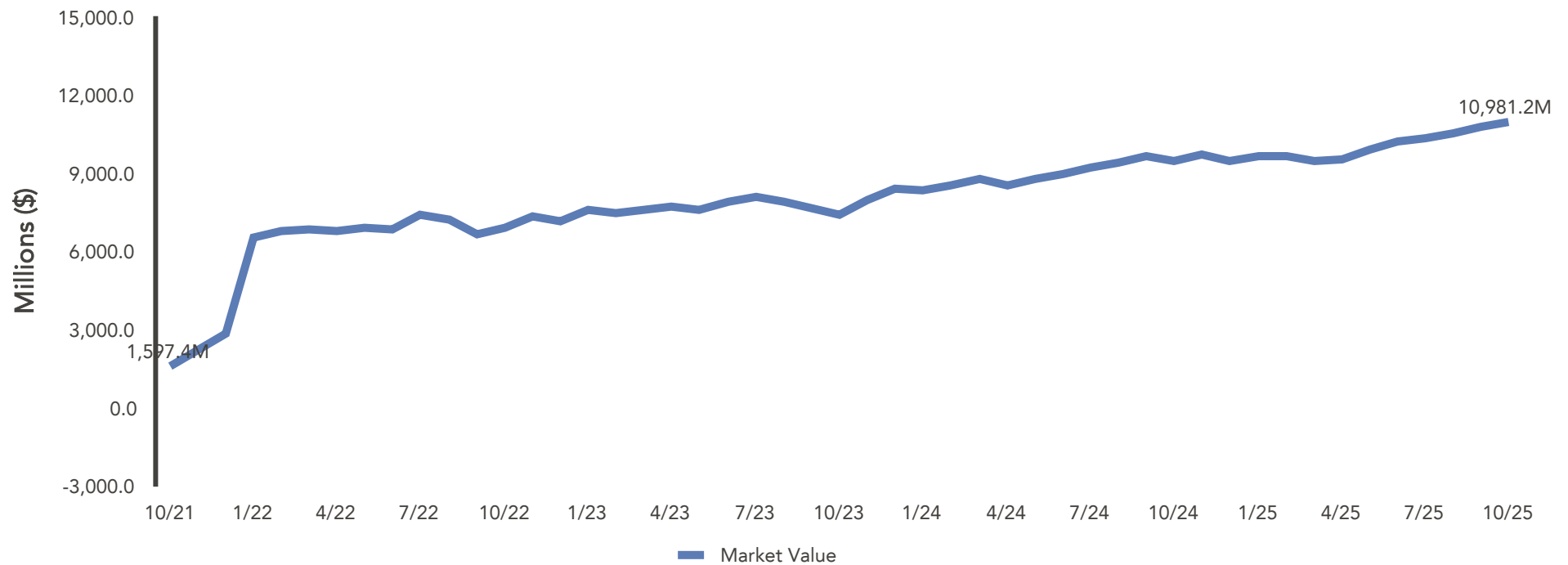
Illinois Firefighters' Pension Investment Fund

Portfolio Allocation
Month Ending October 31, 2025

	Asset Class	Market Value (\$)	Portfolio (%)	Policy (%)
Total Alternatives Composite		1,030,297,912	9.4	29.5
Real Estate Composite		650,013,873	5.9	7.5
Infrastructure Composite		157,721,810	1.4	5.0
Private Equity Composite		35,989,719	0.3	10.0
Private Credit Composite		186,572,511	1.7	7.0
Cash Composite		157,528,320	1.4	0.0
Transition Composite		8,112	0.0	-
Member Funds Composite		17,948	0.0	-

Policy targets are based on FPIF's Long-Term Asset Allocation. Actual weightings may differ from policy target weightings as FPIF progresses towards full funding of alternative assets.

Market Value History



Summary of Cash Flows

	1 Month (\$)	3 Months (\$)	YTD (\$)	FYTD (\$)	1 Year (\$)	2 Years (\$)	3 Years (\$)	Since Inception (\$)
Beginning Market Value	10,801,664,561	10,348,979,456	9,495,594,016	10,278,127,994	9,497,338,136	7,465,345,588	6,952,824,020	-
Net Cash Flow	9,517,936	237,192	-32,682,916	6,594,775	-64,334,694	119,359,647	223,673,025	8,489,493,511
Net Investment Change	170,020,139	631,985,988	1,518,291,536	696,479,867	1,548,199,194	3,396,497,401	3,804,705,592	2,491,709,126
Ending Market Value	10,981,202,636	10,981,202,636	10,981,202,636	10,981,202,636	10,981,202,636	10,981,202,636	10,981,202,636	10,981,202,636

Illinois Firefighters' Pension Investment Fund

Annualized Performance (Net of Fees)

As of October 31, 2025

	1 Mo (%)	3 Mo (%)	YTD (%)	FYTD (%)	1 Yr (%)	2 Yrs (%)	3 Yrs (%)	5 Yrs (%)	SI (%)	Inception Date
Total Fund Composite	1.6	6.2	16.1	6.8	16.5	20.6	15.5	-	6.8	Oct 21
IFPIF Policy Benchmark	1.4	6.1	15.7	6.8	16.0	19.9	15.2	9.7	6.7	
IFPIF Actuarial Rate (7.125%)	0.6	1.7	5.9	2.3	7.1	7.1	7.1	-	7.1	
Total Fund Composite excl. Member Funds	1.6	6.2	16.1	6.8	16.5	20.6	15.5	-	6.6	Nov 21
IFPIF Policy Benchmark	1.4	6.1	15.7	6.8	16.0	19.9	15.2	9.7	6.1	
Total Equity Composite	2.2	8.3	21.8	9.5	22.7	27.0	21.0	-	9.1	Nov 21
MSCI AC World IMI Index (Net)	2.0	8.4	20.7	9.9	22.0	27.1	20.9	14.3	9.0	
U.S. Equity Composite	2.0	7.9	17.3	10.2	21.2	29.1	21.8	-	10.9	Nov 21
Russell 3000 Index	2.1	8.1	16.8	10.5	20.8	29.1	21.8	16.7	10.8	
Rhumblin Russell 200	2.9	9.3	19.1	11.9	24.0	31.2	24.9	-	13.0	Nov 21
Russell Top 200 Index	2.9	9.3	19.1	11.9	24.0	31.3	24.9	18.5	13.1	
Rhumblin Russell Midcap	-0.8	2.6	9.5	4.5	10.8	22.4	14.0	-	5.3	Nov 21
Russell Midcap Index	-0.8	2.6	9.5	4.5	10.8	22.5	14.1	12.3	5.3	
Rhumblin S&P 600	-0.9	7.1	3.3	8.1	5.5	17.1	8.2	-	2.8	Nov 21
S&P SmallCap 600 Index	-0.9	7.2	3.3	8.2	5.5	17.1	8.2	12.2	2.8	
Non-U.S. Equity Composite	2.4	8.9	27.5	8.5	24.0	24.0	19.9	-	6.6	Nov 21
MSCI AC World ex USA IMI (Net)	1.8	9.0	28.2	8.7	24.6	24.4	20.0	11.1	6.6	
International Developed Equity Composite	0.9	7.9	26.6	6.8	23.5	23.8	19.7	-	7.3	Nov 21
MSCI World ex U.S. IMI Index (Net)	0.8	7.6	27.0	6.5	23.9	23.9	19.6	12.3	7.1	
SSGA World ex US	1.1	7.8	27.1	6.5	24.1	24.1	20.3	-	8.0	Nov 21
MSCI World ex U.S. (Net)	1.1	7.8	26.7	6.5	23.6	23.7	19.9	12.7	7.7	
SSGA World ex US Small	-0.7	6.6	28.8	6.5	25.9	24.8	18.2	-	4.2	Nov 21
MSCI World ex U.S. Small Cap Index (Net)	-0.7	6.6	28.7	6.5	25.8	24.7	18.0	9.8	3.9	

Illinois Firefighters' Pension Investment Fund

Annualized Performance (Net of Fees)

As of October 31, 2025

	1 Mo (%)	3 Mo (%)	YTD (%)	FYTD (%)	1 Yr (%)	2 Yrs (%)	3 Yrs (%)	5 Yrs (%)	SI (%)	Inception Date
Emerging Markets Equity Composite	6.5	12.8	31.2	13.8	26.8	25.1	20.7	-	5.5	Nov 21
MSCI Emerging Markets IMI (Net)	3.9	12.2	30.9	14.2	26.1	25.6	20.8	8.1	5.3	
SSGA MSCI EM ex China	7.7	14.0	31.5	15.1	25.8	-	-	-	25.8	Nov 24
MSCI Emerging Markets ex China Index (Net)	7.8	14.0	31.7	15.0	25.8	26.5	19.7	12.9	25.8	
SSGA MSCI EM Small ex China	-	-	-	-	-	-	-	-	-	Nov 25
MSCI Emerging Markets Small Cap (Net)	2.3	7.1	19.3	7.8	15.5	19.6	18.8	13.1	-	
Total Fixed Income Composite	0.8	3.3	7.8	3.1	7.3	10.0	6.7	-	1.0	Nov 21
Blmbg. U.S. Universal Index	0.7	2.9	7.0	2.8	6.5	8.8	6.2	0.3	0.2	
Rate Sensitive Composite	0.7	3.1	7.2	2.7	6.7	9.5	6.1	-	0.9	Nov 21
Blmbg. U.S. Aggregate Index	0.6	2.9	6.8	2.7	6.2	8.3	5.6	-0.2	-0.2	
Short-Term Treasury Composite	0.3	1.5	4.4	1.4	4.9	5.4	-	-	4.3	Apr 23
Blmbg. U.S. Treasury: 1-3 Year	0.3	1.5	4.3	1.5	4.9	5.3	4.5	1.6	4.3	
SSGA Short Treasury	0.3	1.5	4.4	1.5	4.9	5.4	-	-	4.3	Apr 23
Blmbg. U.S. Treasury: 1-3 Year	0.3	1.5	4.3	1.5	4.9	5.3	4.5	1.6	4.3	
Core Fixed Income Composite	0.8	3.3	7.7	2.9	6.9	10.0	6.3	-	0.6	Nov 21
Blmbg. U.S. Aggregate Index	0.6	2.9	6.8	2.7	6.2	8.3	5.6	-0.2	-0.2	
Garcia Hamilton & Associates	0.9	3.8	8.0	3.3	6.9	9.4	-	-	3.6	Apr 23
Blmbg. U.S. Aggregate Index	0.6	2.9	6.8	2.7	6.2	8.3	5.6	-0.2	4.1	
Brown Brothers Harriman & Co	0.6	2.9	7.4	2.7	7.0	10.7	-	-	6.6	Apr 23
Blmbg. U.S. Aggregate Index	0.6	2.9	6.8	2.7	6.2	8.3	5.6	-0.2	4.1	

Illinois Firefighters' Pension Investment Fund

Annualized Performance (Net of Fees)
As of October 31, 2025

	1 Mo (%)	3 Mo (%)	YTD (%)	FYTD (%)	1 Yr (%)	2 Yrs (%)	3 Yrs (%)	5 Yrs (%)	SI (%)	Inception Date
Credit Fixed Income Composite	2.1	5.5	13.4	6.7	12.9	15.0	12.7	-	2.3	Nov 21
JPM EMBI Global Diversified	2.1	5.6	13.0	7.0	12.8	15.4	13.0	2.7	2.3	
Emerging Markets Debt Composite	2.1	5.5	13.4	6.7	12.9	15.0	12.7	-	2.3	Nov 21
JPM EMBI Global Diversified	2.1	5.6	13.0	7.0	12.8	15.4	13.0	2.7	2.3	
Macquarie Investment Management	1.6	4.6	11.6	5.5	10.2	-	-	-	9.6	Jun 24
JPM EMBI Global Diversified	2.1	5.6	13.0	7.0	12.8	15.4	13.0	2.7	12.6	
William Blair Investment Management	2.6	6.3	15.2	7.7	15.5	-	-	-	15.5	Jun 24
JPM EMBI Global Diversified	2.1	5.6	13.0	7.0	12.8	15.4	13.0	2.7	12.6	
Total Alternatives Composite	0.6	2.8	4.6	2.9	4.8	7.8	1.0	-	2.0	Oct 21
Real Estate Composite	0.8	3.8	4.7	3.6	4.1	7.7	0.9	-	1.9	Oct 21
Real Estate Custom Benchmark	-0.6	1.8	2.5	1.5	1.7	4.9	-0.3	5.9	1.6	
Private Equity Composite	-	-	-	-	-	-	-	-	-	Jun 24
Infrastructure Composite	-	-	-	-	-	-	-	-	-	Mar 25
Private Credit Composite	-	-	-	-	-	-	-	-	-	Jul 24

Investment Manager	Fee Schedule
Rhumblin	0.005% on the Balance
SSGA	0.014% on the Balance
Garcia Hamilton & Associates	0.14% on the First \$100 million 0.09% on the Next \$600 million 0.05% on the Balance
Brown Brothers Harriman & Co	0.17% on the First \$250 million 0.13% on the Next \$250 million 0.10% on the Balance
Macquarie Investment Management	0.25% on the Balance
William Blair Investment Management	0.20% on the Balance

Illinois Firefighters' Pension Investment Fund

Benchmark	Weight (%)
IFPIF Policy Benchmark : Sep-2025	
FTSE NAREIT Equity REIT Index	2.00
Russell Midcap Index	7.00
S&P SmallCap 600 Index	1.50
Blmbg. U.S. Aggregate Index	27.50
MSCI World ex U.S. (Net)	14.00
MSCI World ex U.S. Small Cap Index (Net)	1.50
MSCI Emerging Markets Small Cap (Net)	1.50
Russell Top 200 Index	27.00
MSCI Emerging Markets ex China Index (Net)	4.00
JPM EMBI Global Diversified	3.00
Blmbg. U.S. Treasury: 1-3 Year	5.00
NFI-ODCE Equal Weighted	3.00
MSCI Private Capital Global Infrastructure	1.50
MSCI Private Capital Global Private Debt	1.50

Benchmark Composition As of October 31, 2025

Benchmark	Weight (%)
Real Estate Custom Benchmark : Oct-2021	
FTSE NAREIT Equity REIT Index	40.00
NFI-ODCE Equal Weighted	60.00

Inception Performance

Total Fund Composite inception performance is based on an October 1, 2021 start. All other account and composite inception performance is based on an October 31, 2021 start.

NFI-ODCE Equal Weighted

Quarterly index. Value of the quarterly return is recognized in the last month of each quarter

Alternatives Composite

The Private Equity and Private Credit composites are valued quarterly. The performance shown is lagged and based on the most recent quarter-end valuation.

DISCLOSURES

Marquette Associates, Inc. ("Marquette") has prepared this document for the exclusive use by the client or third party for which it was prepared. The information herein was obtained from various sources, including but not limited to third party investment managers, the client's custodian(s) accounting statements, commercially available databases, and other economic and financial market data sources.

The sources of information used in this document are believed to be reliable. Marquette has not independently verified all of the information in this document and its accuracy cannot be guaranteed. Marquette accepts no liability for any direct or consequential losses arising from its use. The information provided herein is as of the date appearing in this material only and is subject to change without prior notice. Thus, all such information is subject to independent verification, and we urge clients to compare the information set forth in this statement with the statements you receive directly from the custodian in order to ensure accuracy of all account information. Past performance does not guarantee future results and investing involves risk of loss. No graph, chart, or formula can, in and of itself, be used to determine which securities or investments to buy or sell.

Account and Composite characteristics data is derived from underlying holdings uploaded to the Investment Metrics Platform ("Platform"); the Platform then uses data for the noted time period from Standard & Poor's (equity holdings) and ICE (fixed income holdings) to populate the reporting templates. Some securities, including cash equivalents, may not be accurately classified during this population process due to missing identifiers or unavailable data. As a result, characteristics in this report may differ from other data sources. For example, Bloomberg indices may include additional rating information which may differ from the S&P rating used by the Platform.

Forward-looking statements, including without limitation any statement or prediction about a future event contained in this presentation, are based on a variety of estimates and assumptions by Marquette, including, but not limited to, estimates of future operating results, the value of assets and market conditions. These estimates and assumptions, including the risk assessments and projections referenced, are inherently uncertain and are subject to numerous business, industry, market, regulatory, geo-political, competitive, and financial risks that are outside of Marquette's control. There can be no assurance that the assumptions made in connection with any forward-looking statement will prove accurate, and actual results may differ materially.

The inclusion of any forward-looking statement herein should not be regarded as an indication that Marquette considers forward-looking statements to be a reliable prediction of future events. The views contained herein are those of Marquette and should not be taken as financial advice or a recommendation to buy or sell any security. Any forecasts, figures, opinions or investment techniques and strategies described are intended for informational purposes only. They are based on certain assumptions and current market conditions, and although accurate at the time of writing, are subject to change without prior notice. Opinions, estimates, projections, and comments on financial market trends constitute our judgment and are subject to change without notice. Marquette expressly disclaims all liability in respect to actions taken based on any or all of the information included or referenced in this document. **The information is being provided based on the understanding that each recipient has sufficient knowledge and experience to evaluate the merits and risks of investing.**

Marquette is an independent investment adviser registered under the Investment Advisers Act of 1940, as amended. Registration does not imply a certain level of skill or training. More information about Marquette including our investment strategies, fees and objectives can be found in our ADV Part 2, which is available upon request or on our website.

Statement of Results

Illinois Firefighters Pension Investment Fund		
Currency: USD (\$)	October 2025	2025 YTD
Beginning NAVs:		
Beginning NAV	23,452,764.28	20,319,810.61
Contributions	-	220,382.16
Withdrawals	-	-
Net Time Weighted Activity	-	
Allocation Balance	23,452,764.28	
Allocation Percent	0.22%	
Income & Expenses:		
Unrealized Gain/Loss	274,764.49	2,030,371.82
Realized Gain/Loss	56,093.54	947,866.35
Dividend Income	6,658.77	97,444.51
Interest Income	29,955.71	240,415.21
Derivative Income	-	328.77
Private Markets (P.E./R.E./P.C./I.N.F) Income Earned	4,328.01	2,911.54
Income Adjustments for the period		
Other Income	0.10	0.30
Total Income	371,800.62	3,319,338.50
Administrator Expenses (FPIF)	-	-99.22
Other Fee & Expenses (FPIF)	1,047.21	8,440.19
Other Expenses	41.41	367.53
Swap Fees	0.47	886.57
Private Markets (P.E./R.E./P.C./I.N.F) Fees	1,538.24	22,595.82
Management Fee	250.22	5,653.03
Total Fee & Expenses	2,877.55	37,843.92
Net Income	368,923.07	3,281,494.58
Ending NAVs:		
Ending NAV	23,821,687.35	23,821,687.35
Rate of Returns:		
Return on Invested Capital	1.57%	16.02%
Return on Total Assets	1.57%	16.01%
Ownership	0.22%	

Disclaimer / Important Information:

The Plan Total reflects the total of underlying plan balances, and may not be equal to the sum of displayed columns.

Although this report has been prepared using information believed to be reliable, it may contain information provided by third parties or derived from third party information, and/or information that may have been obtained from, categorized or otherwise reported based upon client direction. The Northern Trust Company does not guarantee the accuracy, timeliness or completeness of any such information. The information included in this report is intended to assist clients with their financial reporting needs, but you must consult with your accountants, auditors and/or legal counsel to ensure your accounting and financial reporting complies with applicable laws, regulations and accounting guidance. The Northern Trust Company and its affiliates shall have no responsibility for the consequences of investment decisions made in reliance on information contained in this report.

2025 IPPFA Trustee Training Opportunities

IPPFA **ONLINE** SEMINAR COURSE

WHEN: Ongoing
• Online 8 hr. seminar (Recorded 2024)

WHERE: IPPFA Website:
www.ippfa.org/education/online-classes/

COST: IPPFA MEMBER: \$285.00/seminar IPPFA
NON-MEMBER: \$570.00/seminar

This online seminar agenda includes:

- School's in Session - How to Ace your Fund Administration
- Retirement Healthcare Funding
- Private vs. Public Pensions
- Pension Funding Policy
- Legal Updates and Recent Court Cases
- Ask Your Attorney
- Fiduciary Liability Insurance vs. Directors and Officers Insurance
- Benefit Enhancements to Attract and Retain Public Safety Officers
- Consolidation Update
- The Wonderfully Weird World of Administrative Review

- this online seminar satisfies 8 hours of the required continuing pension trustee training

16-hour Certified Trustee Programs* offered through IPPFA

IPPFA **ONLINE** Certified Trustee Program

COST: IPPFA MEMBER: \$ 550.00
IPPFA NON-MEMBER: \$1,100.00

Registration is online at the IPPFA website www.ippfa.org/education/trustee-program/

IPPFA In-Person Certified Trustee Program

WHEN: December 16 - 17, 2025

WHERE: NIU Outreach Campus
1120 E. Diehl Road, Room 266
Naperville, IL 60563

COST: IPPFA MEMBER: \$525.00
IPPFA NON-MEMBER: \$1,050.00

*On December 18, 2019, Governor J.B. Pritzker signed SB 1300, making it Public Act 101-0610. This act will consolidate all Article 3 and 4 pension fund's investment assets. Under Public Act 101-0610, **training requirements have now been reduced from 32-hours to 16-hours of new trustee training**, however all pension trustees will still need 4-hours of mandatory consolidation transition training.

All Article 3 & 4 Pension Trustees elected or appointed are required to complete the 16-hour trustee certification course within 18 months of election or appointment to the board.



SAVE THE DATE



Pension Conference

Nov. 18th • Virtual

ARTICLE 3 AND ARTICLE 4 PENSION TRUSTEE CERTIFICATION

All elected and appointed Article 3 (police officers) and Article 4 (firefighters) local pension board trustees are required to participate in state-mandated trustee certification training.

WHAT IS THE FIRST YEAR CERTIFICATION REQUIREMENT?

The trustee certification training requirement for a first year trustee is at least 16 hours.

WHAT IS THE ANNUAL CERTIFICATION REQUIREMENT?

Annually, all trustees must complete a minimum of eight hours of continuing trustee education. Trustees are permitted to re-take previously selected courses to satisfy the training requirement.

WHERE CAN TRUSTEES RECEIVE THEIR TRAINING?

The Illinois Municipal League provides this certification training at **no charge** to all trustees.

[More information is available at \[iml.org/pensiontrustees\]\(https://iml.org/pensiontrustees\).](https://iml.org/pensiontrustees)

Trustee certification training is provided online, in partnership with Eastern Illinois University, and in accordance with all statutory requirements. If you have questions regarding pension trustee certification, please contact us by email at pensiontrustees@iml.org.

HOW MUCH DOES THE TRAINING COST?

\$0. The Illinois Municipal League provides this certification training at no charge. Really — it's free = no charge.

WHAT ARE SOME TRUSTEE EDUCATION TOPICS?

There are currently 21 videos available, including:

- Administrative Review **(New)**
- Felony Divestiture **(New)**
- Illinois Court System and Standard of Review **(New)**
- Mock Disability Pension Hearing **(New)**
- Pensionable Salary under Article 3 and 4 **(New)**
- QILDRO Training **(New)**
- Various Benefits Training **(New)**
- Articles 3 and 4 Pension Disability Pension Overview
- Duties and Ethical Obligations of a Pension Fund Fiduciary
- Board Oversight of Cyber Risk: Before a Breach
- Pension Plan Funding 101
- Illinois Public Employee Disability Act and Public Safety Employee Benefits Act
- Managing Generational Differences and Unconscious Bias in the Workplace





ARTICLE 3 AND ARTICLE 4 Pension Trustee Certification Instructions

March 10, 2025

How to Register (All Users Must Create an Account):

- 1) [Click here to visit the registration page.](#)
- 2) At the top of the page, click “Register” to create an account and click “Submit.”
- 3) Click “Login” to enter your username and password.
- 4) At the top of the page, click on “Dashboard” in the main menu.
- 5) Click “My Courses.”
- 6) Under basic information, [click on the course platform.](#)
- 7) Once the new window opens, enter your username and password and click “Submit.”

How to Take a Training Course:

- 1) After you sign into the course platform, select a training course.
- 2) Click “Content” on the navigation bar.
- 3) Scroll down and click the video link to open the training.
- 4) The training presentation is available by clicking “Download: PowerPoint Slides.”
- 5) After viewing the video, click “Quizzes” on the navigation bar to take the quiz assessment. A quiz will not be available until the training video has been viewed.
- 6) After passing the quiz, your certificate will take a few minutes to generate and will appear under “Certificates” on the navigation bar.
- 7) Click “Home” in the top left corner to return to the full course menu.

If you have questions regarding Article 3 or Article 4 pension trustee certification, please contact us by email at pensiontrustees@iml.org.

Pension Trustee Training Course

Course Titles	Credit Hours
Administrative Review	0.75 hours New
Articles 3 and 4 Pension Disability Pension Overview	2.50 hours
Board Oversight of Cyber Risk: Before a Breach	2.00 hours
Cyber Security: Best Practices	1.00 hour
Developments and Potential Changes in Federal and State of Illinois Labor and Employment Laws	1.50 hours
Duties and Ethical Obligations of a Pension Fund Fiduciary	1.50 hours
Felony Divestiture	0.75 hours New
How to Identify, Address and Prevent Sexual Harassment & Discrimination	1.00 hours
Illinois Court System and Standard of Review	1.00 hours New
Illinois Freedom of Information Act and Open Meetings Act	1.50 hours
Illinois Public Employee Disability Act and Public Safety Employee Benefits Act	1.50 hours
Let Me Ask You A Question	2.00 hours
Managing Generational Differences and Unconscious Bias in the Workplace	1.50 hours
Mock Disability Pension Hearing	1.75 hours New
Pension Plan Assumption 101: Common Approaches to Setting Actuarial Assumptions	0.75 hours
Pension Plan Funding 101: The Basics of Public Pension Funding Mechanics	0.75 hours
Pensionable Salary Under Articles 3 and 4	1.00 hour New
Public Pension Fund Accounting Principles	0.50 hours
QILDRO Training	1.00 hour New
Qualified Illinois Domestic Order "QILDRO"	1.50 hours
Various Benefits Training	2.00 hours New

UPCOMING CONFERENCES:

2026 Illinois Pension Conference

April 29 - May 1, 2026



Eagle Ridge Resort in Galena, IL

2026 MidAmerican Pension Conference

September 23 - 24, 2026



Oak Brook Hills Resort in Oak Brook, IL

THE CITY OF SYCAMORE FIREFIGHTERS' PENSION FUND

PUBLIC ACT 95-0950
MUNICIPAL COMPLIANCE REPORT



FOR THE FISCAL YEAR
ENDED DECEMBER 31, 2024

308 West State Street
Sycamore, IL 60178
Phone: 815.895.4514



November 10, 2025

Members of the Pension Board of Trustees
Sycamore Firefighters' Pension Fund
Sycamore, Illinois

Enclosed please find a copy of your Municipal Compliance Report for the Sycamore Firefighters' Pension Fund for the fiscal year ended December 31, 2024. We have prepared the report with the most recent information available at our office. Should you have more current information, or notice any inaccuracies, we are prepared to make any necessary revisions and return them to you.

The President and Secretary of the Pension Fund are required to sign the report on page 3. If not already included with the enclosed report, please also include a copy of the Pension Fund's most recent investment policy.

The signed Public Act 95-0950 - Municipal Compliance Report must be provided to the Municipality before the tax levy is filed on the last Tuesday in December. We are sending the report via email to promote an environmentally-friendly work atmosphere.

If you have any questions regarding this report, please contact your Client Manager or PSA.

Respectfully submitted,

Lauterbach & Amen, LLP

LAUTERBACH & AMEN, LLP

**THE CITY OF SYCAMORE, ILLINOIS
FIREFIGHTERS' PENSION FUND**

**Public Act 95-950 - Municipal Compliance Report
For the Fiscal Year Ending December 31, 2024**

The Pension Board certifies to the City Council of the City of Sycamore, Illinois on the condition of the Pension Fund at the end of its most recently completed fiscal year the following information:

- 1) The total cash and investments, including accrued interest, of the fund at market value and the total net position of the Pension Fund:

	Current Fiscal Year	Preceding Fiscal Year
Total Cash and Investments (including accrued interest)	<u>\$21,563,432</u>	<u>\$19,816,558</u>
Total Net Position	<u>\$21,289,419</u>	<u>\$19,540,253</u>

- 2) The estimated receipts during the next succeeding fiscal year from deductions from the salaries of firefighters' and from other sources:

Estimated Receipts - Employee Contributions	<u>\$324,100</u>
Estimated Receipts - All Other Sources	
Investment Earnings	<u>\$1,536,400</u>
Municipal Contributions	<u>\$1,529,798</u>

- 3) The estimated amount necessary during the fiscal year to meet the annual actuarial requirements of the pension fund as provided in Sections 4-118 and 4-120:

Annual Requirement of the Fund as Determined by:

Firefighters' Pension Investment Fund	<u>\$1,529,798</u>
Private Actuary	
Recommended Municipal Contributions	<u>N/A</u>
Alternative Municipal Contributions	<u>N/A</u>

**THE CITY OF SYCAMORE, ILLINOIS
FIREFIGHTERS' PENSION FUND**

**Public Act 95-950 - Municipal Compliance Report
For the Fiscal Year Ending December 31, 2024**

- 4) The total net income received from investment of assets along with the assumed investment return and actual investment return received by the fund during its most recently completed fiscal year compared to the total net income, assumed investment return, and actual investment return received during the preceding fiscal year:

	Current Fiscal Year	Preceding Fiscal Year
Net Income Received from Investment of Assets	\$2,001,192	\$1,470,534
Assumed Investment Return		
Firefighters' Pension Investment Fund	7.125%	7.125%
Private Actuary	7.125%	7.125%
Actual Investment Return	9.672%	7.777%

- 5) The increase in employer pension contributions that results from the implementation of the provisions of P.A. 93-0689:

Firefighters' Pension Investment Fund	N/A
Private Actuary	N/A

- 6) The total number of active employees who are financially contributing to the fund:

Number of Active Members	33
--------------------------	----

- 7) The total amount that was disbursed in benefits during the fiscal year, including the number of and total amount disbursed to (i) annuitants in receipt of a regular retirement pension, (ii) recipients being paid a disability pension, and (iii) survivors and children in receipt of benefits:

	Number of	Total Amount Disbursed
(i) Regular Retirement Pension	13	\$855,076
(ii) Disability Pension	6	\$355,763
(iii) Survivors and Child Benefits	6	\$199,451
Totals	25	\$1,410,289

**THE CITY OF SYCAMORE, ILLINOIS
FIREFIGHTERS' PENSION FUND**

**Public Act 95-950 - Municipal Compliance Report
For the Fiscal Year Ending December 31, 2024**

8) The funded ratio of the fund:

	Current Fiscal Year	Preceding Fiscal Year
Firefighters' Pension Investment Fund	60.89%	61.56%
Private Actuary	N/A	N/A

9) The unfunded liability carried by the fund, along with an actuarial explanation of the unfunded liability:

Unfunded Liability:

Firefighters' Pension Investment Fund	\$13,908,838
Private Actuary	N/A

The accrued liability is the actuarial present value of the portion of the projected benefits that has been accrued as of the valuation date based upon the actuarial valuation method and the actuarial assumptions employed in the valuation. The unfunded accrued liability is the excess of the accrued liability over the actuarial value of assets.

10) Please see attached Investment/Cash Management policy if applicable

Please see Notes Page attached.

**CERTIFICATION OF MUNICIPAL FIREFIGHTERS'
PENSION FUND COMPLIANCE REPORT**

The Board of Trustees of the Pension Fund, based upon information and belief, and to the best of our knowledge, hereby certify pursuant to §4-134 of the Illinois Pension Code 40 ILCS 5/4-134, that the preceding report is true and accurate.

Adopted this _____ day of _____, 2025

President _____ Date _____

Secretary _____ Date _____

**THE CITY OF SYCAMORE, ILLINOIS
FIREFIGHTERS' PENSION FUND**

**Public Act 95-950 - Municipal Compliance Report
For the Fiscal Year Ending December 31, 2024**

INDEX OF ASSUMPTIONS

- 1) Total Cash and Investments - as Reported at Market Value in the Audited Financial Statements for the Years Ended December 31, 2024 and 2023.

Total Net Position - as Reported in the Audited Financial Statements for the Years Ended December 31, 2024 and 2023.

- 2) Estimated Receipts - Employee Contributions as Reported in the Audited Financial Statements for the Year Ended December 31, 2024 plus 4% Increase (Actuarial Salary Increase Assumption) Rounded to the Nearest \$100.

Estimated Receipts - All Other Sources

Investment Earnings - Cash and Investments as Reported in the Audited Financial Statements for the Year Ended December 31, 2024, times 7.125% (Actuarial Investment Return Assumption) Rounded to the Nearest \$100.

Municipal Contributions - Tax Levy Requirement as Reported by the Firefighters' Pension Investment Fund Actuarial Valuation for the Year Ended December 31, 2024.

- 3) Annual Requirement of the Fund as Determined by:

Firefighters' Pension Investment Fund - Suggested Amount of Tax Levy as Reported in the December 31, 2024 Actuarial Valuation.

Private Actuary - N/A:

Recommended Amount of Tax Levy - No December 31, 2024 Private Actuarial Valuation available at the time of this report.

Statutorily Required Amount of Tax Levy - No December 31, 2024 Private Actuarial Valuation available at the time of this report.

**THE CITY OF SYCAMORE, ILLINOIS
FIREFIGHTERS' PENSION FUND**

**Public Act 95-950 - Municipal Compliance Report
For the Fiscal Year Ending December 31, 2024**

INDEX OF ASSUMPTIONS

- 4) Net Income Received from Investment of Assets - Investment Income (Loss) net of Investment Expense, as Reported in the Audited Financial Statements for the Years Ended December 31, 2024 and 2023.

Assumed Investment Return:

Firefighters' Pension Investment Fund - Current and Preceding Fiscal Year Interest Rate Assumption as Reported in the Years Ended December 31, 2024 and 2023 Actuarial Valuations.

Private Actuary - Current and Preceding Fiscal Year Interest Rate Assumption as Reported in the Years Ended December 31, 2024 and 2023 Actuarial Valuations.

Actual Investment Return -Net Income Received from Investments as Reported Above as a Percentage of the Average of the Beginning and Ending Balances of the Fiscal Year Cash Investments, Excluding Net Investment Income, Gains, and Losses for the Fiscal Year Return Being calculated, as Reported in the Audited Financial Statements for the Fiscal Years Ended December 31, 2024 and 2023.

- 5) Illinois Department of Insurance - Amount of total suggested tax levy to be excluded from the property tax extension limitation law as contemplated by 35 ILCS 200/18-185.

Private Actuary - No Private Actuarial Valuation amount available at the time of this report.

- 6) Number of Active Members - Illinois Department of Insurance Annual Statement for December 31, 2024 - Schedule P.

- 7) (i) Regular Retirement Pension - Illinois Department of Insurance Annual Statement for December 31, 2024 - Schedule P for Number of Participants and Expense page 1 for Total Amount Disbursed.

(ii) Disability Pension - Same as above.

(iii) Survivors and Child Benefits - Same as above.

**THE CITY OF SYCAMORE, ILLINOIS
FIREFIGHTERS' PENSION FUND**

**Public Act 95-950 - Municipal Compliance Report
For the Fiscal Year Ending December 31, 2024**

INDEX OF ASSUMPTIONS

8) The funded ratio of the fund:

Firefighters' Pension Investment Fund - Current and Preceding Fiscal Year Net Present Assets as a percentage of Total Assets as Reported in the December 31, 2024 and 2023 Actuarial Valuations.

Private Actuary - Current and Preceding Fiscal Year Net Present Assets as a percentage of Total Assets as Reported in the December 31, 2024 and 2023 Actuarial Valuations.

9) Unfunded Liability:

Firefighters' Pension Investment Fund - Deferred Asset (Unfunded Accrued Liability) as Reported in the December 31, 2024 Actuarial Valuation.

Private Actuary - Deferred Asset (Unfunded Accrued Liability) as Reported by N/A in the December 31, 2024 Actuarial Valuation.



September 15, 2025

Members of the Pension Board of Trustees
Sycamore Firefighters' Pension Fund
308 W State Street
Sycamore, Illinois 60178

We are pleased to confirm our acceptance and understanding of the following services we are to provide for the Sycamore Firefighters' Pension Fund for the year ended December 31, 2026.

Our Responsibilities

1. We will prepare the Municipal Compliance Report, per Public Act 95-0950.
2. Lauterbach & Amen will maintain cyber and professional liability insurance and provide documentation of such coverage upon request.

This engagement to provide the listed services and procedures will be performed in accordance with standards established by the American Institute of Certified Public Accountants (AICPA). The sufficiency of the procedures is solely the responsibility of the Pension Board. Consequently, we make no representation regarding the sufficiency of such procedures.

We are not required to, and will not, verify the accuracy or completeness of the information you will provide to us for the engagement or otherwise gather evidence for the purpose of expressing an opinion or a conclusion. Accordingly, we will not express an opinion or a conclusion nor provide any assurance on the financial statements.

Our engagement cannot be relied upon to identify or disclose any financial statement misstatements, including those caused by fraud or error, or to identify or disclose any wrongdoing within the entity or noncompliance with laws and regulations. However, we will inform the Pension Board of any material errors, and of any evidence or information that comes to our attention during the performance of our procedures with respect to possible instances of fraud or misstatements unless they are clearly inconsequential.

We, in our sole professional judgment, reserve the right to refuse to perform any procedure or take any action that could be construed as assuming management responsibilities since performing those procedures or taking such action would impair our independence.

Your Responsibilities

This engagement to be performed is conducted on the basis that you acknowledge and understand that our role is to execute the procedures for the services listed above. You have the following overall responsibilities that are fundamental to our undertaking the engagement in accordance with SSARS:

1. The design, implementation, and maintenance of internal controls relevant to the preparation and fair presentation of the information that are free from material misstatement, whether due to fraud or error.
2. The prevention and detection of fraud.
3. To ensure that the Sycamore Firefighters' Pension Fund complies with the laws and regulations applicable to its activities.
4. The accuracy and completeness of the records, documents, explanations, and other information, including significant judgments, you provide to us for the engagement.
5. To provide us with -
 - a. access to all information of which you are aware is relevant to the preparation and fair presentation of engagement, such as records, documentation, and other matters,
 - b. additional information that we may request from you for the purpose of the engagement,
 - c. unrestricted access to persons within the entity of whom we determine it necessary to make inquiries.

You are also responsible for all management decisions and responsibilities and for designating an individual, preferably from senior management, with suitable skills, knowledge, and experience to oversee our engagement. You are responsible for evaluating the adequacy and results of the services performed and accepting responsibility for such services.

Lauterbach & Amen, LLP does not assume any management responsibilities for the Pension Fund. We are not engaged to, and will not, perform an audit, the objective of which would be the expression of an opinion on the specified elements, accounts, or items. These services cannot be relied upon to detect errors, irregularities, or illegal acts that may exist. However, we will inform you of any such matters that may come to our attention.

It is the understanding of the parties that the statements and records provided to or held by Lauterbach & Amen, LLP, is a supplement to, and not a replacement for, the original paper and electronic public records of the Pension Fund.

Other Relevant Information

Costs for our services are as follows:

Services Provided	Calendar Year Ended 12/31/2026
• Municipal Compliance Report	\$665 Annual
Annual Total Costs of Services	\$665

Monthly services will be billed on a monthly basis and annual services will be billed as completed.

Either party may terminate all or a portion of the services contemplated by this engagement at any time for any reason upon 30 days written notice to the other. Subcontracting is prohibited without the express written approval of the Pension Fund's Board of Trustees. This agreement shall be governed by and construed in accordance with the laws of the State of Illinois.

We appreciate the opportunity to be of service to the Sycamore Firefighters' Pension Fund and believe this letter accurately summarizes the significant terms of our engagement. If you have any questions, please let us know. If you acknowledge and agree with the terms of our engagement as described in this letter, please indicate your acceptance of the above understanding by signing below and returning a signed copy to us. If the Pension Fund's needs change during the year, the nature of our services can be adjusted accordingly. Likewise, if you have special projects with which we can assist, please let us know.

Cordially,

Lauterbach & Amen, LLP

Lauterbach & Amen, LLP

RESPONSE:

This letter correctly sets forth the understanding of the Sycamore Firefighters' Pension Fund:

Accepted by: _____

Title: _____

2026 SHIFT CALENDAR

January 2026

S	M	T	W	T	F	S
				1	2	3
4	5	6	7	8	9	10
11	12	13	14	15	16	17
18	19	20	21	22	23	24
25	26	27	28	29	30	31

February 2026

S	M	T	W	T	F	S
1	2	3	4	5	6	7
8	9	10	11	12	13	14
15	16	17	18	19	20	21
22	23	24	25	26	27	28

March 2026

S	M	T	W	T	F	S
1	2	3	4	5	6	7
8	9	10	11	12	13	14
15	16	17	18	19	20	21
22	23	24	25	26	27	28
29	30	31				

April 2026

S	M	T	W	T	F	S
			1	2	3	4
5	6	7	8	9	10	11
12	13	14	15	16	17	18
19	20	21	22	23	24	25
26	27	28	29	30		

May 2026

S	M	T	W	T	F	S
					1	2
3	4	5	6	7	8	9
10	11	12	13	14	15	16
17	18	19	20	21	22	23
24	25	26	27	28	29	30
31						

June 2026

S	M	T	W	T	F	S
	1	2	3	4	5	6
7	8	9	10	11	12	13
14	15	16	17	18	19	20
21	22	23	24	25	26	27
28	29	30				

July 2026

S	M	T	W	T	F	S
			1	2	3	4
5	6	7	8	9	10	11
12	13	14	15	16	17	18
19	20	21	22	23	24	25
26	27	28	29	30	31	

August 2026

S	M	T	W	T	F	S
						1
2	3	4	5	6	7	8
9	10	11	12	13	14	15
16	17	18	19	20	21	22
23	24	25	26	27	28	29
30	31					

September 2026

S	M	T	W	T	F	S
		1	2	3	4	5
6	7	8	9	10	11	12
13	14	15	16	17	18	19
20	21	22	23	24	25	26
27	28	29	30			

October 2026

S	M	T	W	T	F	S
				1	2	3
4	5	6	7	8	9	10
11	12	13	14	15	16	17
18	19	20	21	22	23	24
25	26	27	28	29	30	31

November 2026

S	M	T	W	T	F	S
1	2	3	4	5	6	7
8	9	10	11	12	13	14
15	16	17	18	19	20	21
22	23	24	25	26	27	28
29	30					

December 2026

S	M	T	W	T	F	S
		1	2	3	4	5
6	7	8	9	10	11	12
13	14	15	16	17	18	19
20	21	22	23	24	25	26
27	28	29	30	31		



Lauterbach & Amen



*** Transfer Window UPDATES ***

Public Act 104-0284 opens 3 transfer windows!

Article 3 → Article 4

Active Article 4 members can transfer in
prior Article 3 service.

*This 6-month window opens **August 15, 2025.***

Click here for more info: [**L&A Pension Benefits Bulletin Art 3→Art 4**](#)

Article 4 → Article 3

Active Article 3 members can transfer in
prior Article 4 service.

*This 6-month window opens **January 1, 2026.***

Click here for more info: [**L&A Pension Benefits Bulletin Art 4→Art 3**](#)

Article 3 → IMRF-SLEP

Active IMRF Sheriff employees can transfer in
prior Article 3 service.

*This 6-month window opens **January 1, 2026.***

Click here for more info: [**L&A Pension Benefits Bulletin Art 3→IMRF-SLEP**](#)

For additional assistance please contact our Benefit Team
(866) 952-6329 / benefits@lauterbachamen.com



630.393.1483



[lauterbachamen.com](https://www.lauterbachamen.com)